

Geometría

Scorer	CU	PS	V	C	Acc

Name _____

Date _____

Teacher _____

- Excede
 Cumple
 Todavía No Cumple
 En Demanda
 Revisado/Repetido
 Modificado

Comments: _____

(Geometría)

¿Cuántos Cuadros?

Usa hasta 10 azulejos, muestra cuántos cuadros puedes hacer con los azulejos. ¿Cómo sabes que has hecho un cuadro?

Scorer	CU	PS	V	C	Acc

Name _____

Date _____

Teacher _____






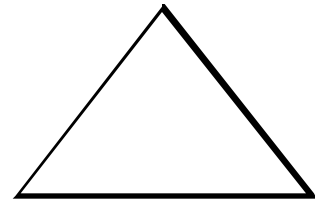
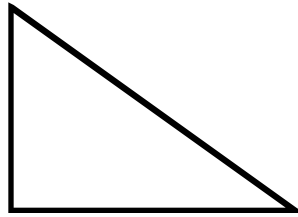
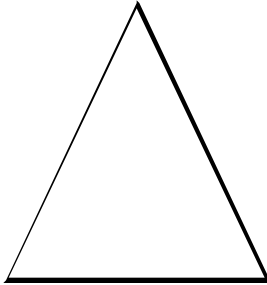



- Excede Cumple Todavía No Cumple En Demanda Revisado/Repetido
 Modificado

Comments: _____







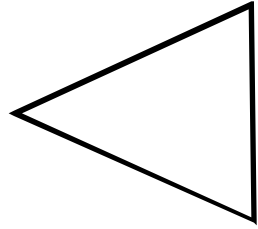

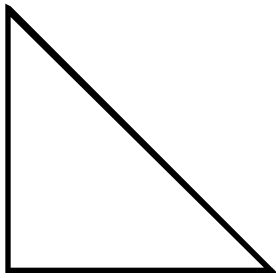
(Geometría)

Dibujo de Figuras



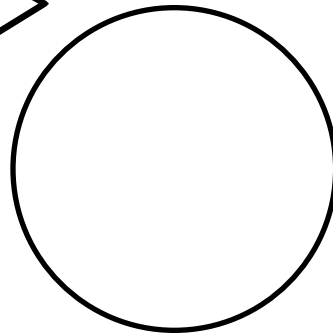




Haga un dibujo usando 4 círculos, 4 rectángulos, 2 triángulos y 2 cuadros.



1G02



1G02



1G02

Scorer	CU	PS	V	C	Acc

Name _____

Date _____

Teacher _____

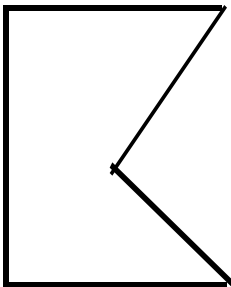
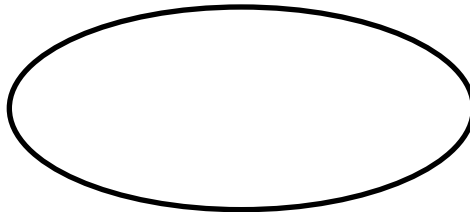


- Excede
 Cumple
 Todavía No Cumple
 En Demanda
 Revisado/Repetido
 Modificado

Comments: _____

(Geometría)

Simetría

¿Cuales de estas figuras son simétricas? Muestra como lo sabes.



Teacher Notes

Attribute Sorting

Materials Needed:

- ✓ **Attribute blocks (bagged by color)**
- ✓ **Attribute Sorting Check List**

Teacher Directions:

- 1. Give the child a bag of attribute blocks that are all the same color.**
- 2. Ask the child to sort the blocks. Record how he/she sorted them.**
- 3. Ask the child to sort them another way. Record.**
- 4. Continue until the child cannot find any more ways to sort the blocks.**

Scorer	CU	PS	V	C	Acc

Name _____

Date _____

Teacher _____

- Excede
 Cumple
 Todavía No Cumple
 En Demanda
 Revisado/Repetido
 Modificado

Comments: _____

(Geometría)

Attribute Sorting Checklist

Sorted By Single Attribute:

- Size
- Shape
- Thickness

Sorted by Two Attributes:

- Size and Shape
- Size and Thickness
- Shape and Thickness

- Sorted other ways (explain their sort).

- The child was unable to sort the blocks by any method.**

Scorer	CU	PS	V	C	Acc

Name _____

Date _____

Teacher _____

- Excede
 Cumple
 Todavía No Cumple
 En Demanda
 Revisado/Repetido
 Modificado

Comments: _____

(Geometría)

Hagalo más grande

Usando solo bloques de patrones cuadrados, haga un cuadro más grande.

Usando solo bloques de patrones triangulares, haga un triángulo más grande.

Teachers: Make paper pattern block shapes for students to glue in place to show their work.

1G05