

2nd#4

Multiple Choice

Identify the letter of the choice that best completes the statement or answers the question.

___ 1. How do the numbers decrease in this pattern?

590, 540, 490, 440, 390

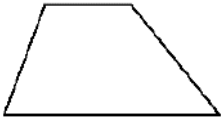
- a. by 50 b. by 40 c. by 30 d. by 20

___ 2. What comes next in the pattern?

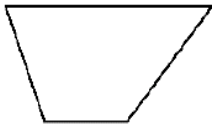
□ ○ ▭ △ □ ○ ▭ △ □ ○

- a. ○ b. ▭ c. □ d. △

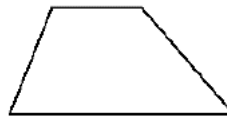
___ 3. Which figure shows a flip of the figure below?



a.



c.



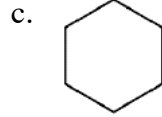
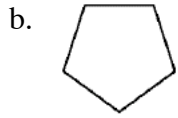
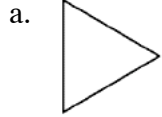
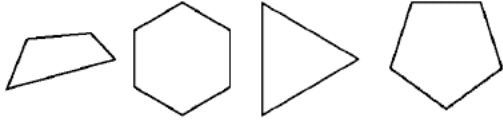
b.



d.



___ 4. Which shape does NOT have a line of symmetry?



2nd#4

Answer Section

MULTIPLE CHOICE

1. ANS: A REF: 1010 Lesson 10-10: Problem-Solving Strategy: Look for a Pattern
OBJ: Continue number patterns using three-digit numbers and skip count by different amounts.
TOP: Intervention E32: Problem-Solving Strategy: Look for a Pattern, NCTM PrK-2: Alg.1.2, NCTM PrK-2: Alg.1.3
KEY: whole numbers, patterns, algebra, problem-solving strategy
2. ANS: B REF: 0702 Lesson 7-2: Relating Plane Shapes to Solid Figures
OBJ: Match a geometric solid to an outline of one of its flat surfaces and match that flat surface to a plane shape.
TOP: Intervention D55: Solid Shapes and Plane Shapes , NCTM PrK-2: Geom.1.1, NCTM PrK-2: Geom.1.2, NCTM PrK-2: Geom.4.1, NCTM PrK-2: Geom.4.2
KEY: geometry, plane shapes, algebra
3. ANS: A REF: 0706 Lesson 7-6: Slides, Flips, and Turns
OBJ: Perform a slide, flip, or turn on an object and identify the resulting orientation.
TOP: Intervention D53: Slides, Flips, and Turns, NCTM PrK-2: Geom.3.1
KEY: geometry, plane shapes, transformations
4. ANS: D REF: 0707 Lesson 7-7: Symmetry
OBJ: Identify and create symmetrical shapes.
TOP: Intervention D52: Symmetry, NCTM PrK-2: Geom.3.2 KEY: geometry, plane shapes