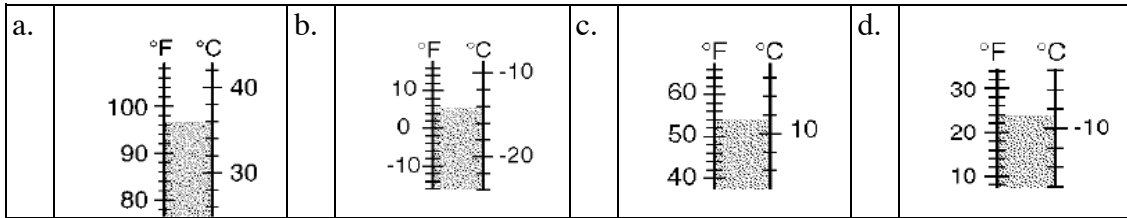


3rd#6

Multiple Choice

Identify the letter of the choice that best completes the statement or answers the question.

- ___ 1. Tom is going swimming. Which thermometer shows the best temperature for this activity?







- ___ 2. The line plot below shows the number of baskets several students made during the Hoop Shoot at Fun Day. What is the range of the data?

| | | | |
|------|------|------|------|
| a. 2 | b. 3 | c. 4 | d. 5 |
|------|------|------|------|







___ 3. The two pictographs show the favorite colors of middle school students and elementary school students.


FAVORITE COLORS OF MIDDLE SCHOOL STUDENTS

| | |
|--------|---|
| Red |  |
| Green |  |
| Purple |  |
| Blue |  |

Each  = 2 people

FAVORITE COLORS OF ELEMENTARY SCHOOL STUDENTS

| | |
|--------|---|
| Red |  |
| Green |  |
| Purple |  |
| Blue |  |

Each  = 2 people

Which of the following statements is TRUE?

| | |
|----|--|
| a. | More middle school than elementary school students chose purple as their favorite color. |
| b. | The same number of middle school and elementary school students prefer red. |
| c. | More elementary school than middle school students chose green as their favorite color. |
| d. | More middle school than elementary school students chose blue as their favorite color. |

3rd#7

Answer Section

MULTIPLE CHOICE

1. ANS: A REF: 1206 Lesson 12-6: Temperature
OBJ: Read temperatures above and below zero on Fahrenheit and Celsius thermometers, and determine appropriate temperatures for given activities.
TOP: Intervention D19: Temperature, NCTM 3-5: Meas.2.2
KEY: temperature, measurement
2. ANS: D REF: 0406 Lesson 4-6: Using Line Plots to Organize Data
OBJ: Read and interpret a line plot, and find the mode and the range for the data in a line plot.
TOP: Intervention D71: Making Line Plots, NCTM 3-5: Data.2.1, NCTM 3-5: Data.2.2
KEY: whole numbers, graphs, data analysis
3. ANS: D REF: 0408 Lesson 4-8: Problem-Solving Skill: Writing to Compare
OBJ: Write comparison statements using data from graphs.
TOP: Intervention E18: Problem-Solving Skill: Writing to Compare, NCTM 3-5: Data.2.1
KEY: whole numbers, graphs, data analysis, problem-solving skill